



# BILL DESCRIPTIONS

## House of Representatives

Use the color-coded icons to easily differentiate the good from the bad. Each  represents a bill we supported. Each  represents a bill we opposed. Members of Congress who abstained or were absent are marked with an “NV”. If Peace Action supported a bill and the bill would have passed if all the members who abstained had voted in favor, members of Congress had that absence counted against them in their total score. These votes are marked in the grid with “NV\*.” Otherwise, members of Congress were not penalized for missed votes.

### THE WAR IN IRAQ

#### 1 SWIFT AND RESPONSIBLE WITHDRAWAL FROM IRAQ (ROLL CALL #330)

Following the 2006 elections, Americans looked to Congress for concrete action to begin withdrawing US troops from Iraq. The first major effort was a supplemental funding bill that had a required beginning date for withdrawal and a “goal” for when it would end. The bill, which Bush vetoed, signified some progress. However, Peace Action called for a quicker withdrawal with a hard end date. *HR 2237* would have required withdrawal of most troops and contractors to begin in 90 days and be completed within six months. **Rep. Jim McGovern (D-MA) sponsored this bill. Failed 171-255.**

#### 2 FUNDS—WITHOUT ACCOUNTABILITY—FOR THE WAR IN IRAQ (RC #425)

Congress took an important step in early 2007 by starting to exercise the power of the purse, mandating that funding for the war in Iraq be tied to a timetable for withdrawal of US troops. The Bush administration used its bully pulpit to accuse members of Congress of not “supporting the troops.” Rather than aggressively reframing the debate by offering a new definition of “support,” Congress surrendered an opportunity to hold the Bush administration accountable and offered *HR 2206*, funding with only weak “benchmarks.” **Passed 280-142.**

#### 3 RESPONSIBLE REDEPLOYMENT FROM IRAQ (RC #624)

Facing increasing pressure from the American public to continue to push for a withdrawal from Iraq, the House voted again in July on a plan that would have withdrawn most troops from Iraq by April 1, 2008, allowing some to remain

behind for limited missions. This vote on *HR 2956* indicated some momentum building toward withdrawal, passing by a higher margin than the first plan in March. **Rep. Ike Skelton (D-MO) sponsored the bill. Passed 223-201.**

#### 4 ADDITIONAL FUNDING FOR THE WAR IN IRAQ WITHOUT A TIMELINE (RC #1186)

Following an outpouring of outrage after Congress passed war funding without a timeline for withdrawal in May, congressional leadership responded with another bill tying funding for the war in Iraq with a timeline, informing the president that if he did not accept the conditions, he would not receive any funding. After President Bush threatened to hold up the entire budget process for 2008, Congress once again caved to his demands and passed *HR 2764* with an additional \$70 billion to fund operations for the beginning of 2008. **Passed 272-142.**

#### 5 ALLOWING PERMANENT U.S. MILITARY BASES IN IRAQ—AGAIN (RC #369)

In response to concerns that the Bush administration was preparing for a long-term presence in Iraq, the House of Representatives included a provision in the Fiscal Year 2008 Defense Authorization Bill prohibiting the construction of permanent military bases in Iraq. **Amendment 196 to HR 1585 was Rep. Steve King’s (R-IA) second failed attempt to repeal this provision on permanent bases. Failed 201-219.**

#### 6 PROHIBITING FUNDS FOR PERMANENT BASES IN IRAQ (RC #717)


Following President Bush’s disturbing remarks that he envisions a “Korea model” for a long-term US presence in Iraq, the House went on the record once again to overwhelmingly oppose building permanent US military bases in Iraq. *HR 2929* also included a prohibition on US control of Iraq’s oil resources. **Rep. Barbara Lee (D-CA) sponsored this bill. Passed 399-24.**


### WAR POWERS: IRAN

#### 7,8 NO FUNDS FOR MILITARY ACTION AGAINST IRAN (RC #364, #365)


The Bush administration’s aggressive rhetoric and refusal to engage Iran’s leadership raised widespread fear of the possibility of military action against the country. When asked by members of the Senate Foreign Relations Committee whether President Bush might circumvent congressional authorization to attack Iran, Rice responded with “the

president never takes any option off the table, and he shouldn't." Some members of Congress took the lead in trying to rein in the administration and reassert congressional oversight.

**7**  *Amendment 93 to HR 1585* would have prohibited any of the funds for Iraq and Afghanistan to be used to plan major contingency operations in Iran. **Rep. Robert Andrews (D-NJ) sponsored the amendment. Failed 202-216.**

**8**  Directly following the vote on the Andrews amendment, the House voted on a stronger amendment related to military action in Iran. *Amendment 31 to HR 1585* would have stated that no previous authorization for military action against Iran exists, and that no funds in this or any other act could be used for military action without congressional approval. **Rep. Peter DeFazio (D-OR) sponsored the amendment. Failed 136-288.**

## WASTEFUL WEAPONS SPENDING

**9**  **EXAMINING THE NEED FOR OUTDATED WEAPONRY (RC #366)**  
Baseline military spending has risen 30% under the Bush administration, bringing us to the highest proposed level of spending since World War II. *Amendment 188 to HR 1585* would have worked to identify unnecessary spending by requiring the Secretary of Defense to issue a report on the continued use, need, relevance and cost of weapons systems designed to fight the Cold War and the former Soviet Union. **Rep. Lynn Woolsey (D-CA) sponsored the amendment. Failed 119-303.**

**10**  **CUTTING FUNDS FOR MISSILE DEFENSE (RC #367)**  
Missile Defense is the US's largest single weapons expenditure, despite never having completed a successful test and being unsuited to the security threats we face. *Amendment 193 to HR 1585* would have cut \$1 billion of Missile Defense funding from the proposed \$8 billion budgeted. **Rep. John Tierney (D-MA) sponsored this amendment. Failed 127-299.**

## MILITARY AID

**11**  **CLOSING CONTROVERSIAL MILITARY TRAINING CAMP (RC #536)**

When Congress voted to close the School of the Americas (SOA) in 1999, they subsequently replaced it with the Western Hemisphere Institute for Security Cooperation (WHINSEC), a school with a nearly identical mission. Graduates of the school have been linked to infamous human rights abuses throughout Latin America. *Amendment 378 to HR 2764*, to prohibit funds for WHINSEC, had more congressional support than in previous years, but the amendment still lost by a narrow margin. **Rep. Jim McGovern (D-MA) sponsored this amendment. Failed 203-214.**



Flickr Photo by: Tim Ereneta

# HOUSE SCORECARD



Vote With Peace Action and Peace Action West



Vote Against Peace Action and Peace Action West

**NV** Absent, Abstaining, or Not Voting

	1	2	3	4	5	6	7	8	9	10	11	TOTAL
	THE WAR IN IRAQ					IRAN		WEAPONS		MIL. AID		
<b>ALABAMA</b>												
1 Jo Bonner (R)											NV*	9%
2 Terry Everett (R)												9%
3 Michael Rogers (R)												9%
4 Robert Aderholt (R)												9%
5 Robert Cramer (D)											NV*	18%
6 Spencer Bachus (R)												0%
7 Artur Davis (D)												64%
<b>ALASKA</b>												
Don Young (R)			NV			NV						0%
<b>ARIZONA</b>												
1 Rick Renzi (R)												9%
2 Trent Franks (R)												0%
3 John Shadegg (R)												0%
4 Ed Pastor (D)				NV								90%
5 Harry Mitchell (D)												36%
6 Jeff Flake (R)												9%
7 Raul Grijalva (D)												100%
8 Gabrielle Giffords (D)												45%
<b>ARKANSAS</b>												
1 Marion Berry (D)												73%
2 Vic Snyder (D)												27%
3 John Boozman (R)												9%
4 Mike Ross (D)												36%
<b>CALIFORNIA</b>												
1 Mike Thompson (D)				NV								90%
2 Wally Herger (R)												0%
3 Dan Lungren (R)												9%
4 John Doolittle (R)												9%
5 Doris Matsui (D)												91%
6 Lynn Woolsey (D)				NV								100%
7 George Miller (D)												100%

# HOUSE SCORECARD



Vote With Peace Action and Peace Action West



Vote Against Peace Action and Peace Action West

NV

Absent, Abstaining, or Not Voting

Speaker of the House Nancy Pelosi took “speaker’s discretion” on votes marked “S”. Votes marked S\* were counted against her score.

	1	2	3	4	5	6	7	8	9	10	11	TOTAL
	THE WAR IN IRAQ						IRAN	WEAPONS		MIL. AID		
<b>CALIFORNIA</b> (continued...)												
8 Nancy Pelosi (D)				S	S		S*	S	S	S	S*	67%
9 Barbara Lee (D)												100%
10 Ellen Tauscher (D)												73%
11 Jerry McNerney (D)												91%
12 Tom Lantos (D)												73%
13 Pete Stark (D)						NV						100%
14 Anna Eshoo (D)												91%
15 Mike Honda (D)												100%
16 Zoe Lofgren (D)												100%
17 Sam Farr (D)												100%
18 Dennis Cardoza (D)												55%
19 George Radanovich (R)												9%
20 Jim Costa (D)												36%
21 Devin Nunes (R)												9%
22 Kevin McCarthy (R)												9%
23 Lois Capps (D)												100%
24 Elton Gallegly (R)												9%
25 Howard “Buck” McKeon (R)												9%
26 David Dreier (R)												9%
27 Brad Sherman (D)												73%
28 Howard Berman (D)		NV										60%
29 Adam Schiff (D)												82%
30 Henry Waxman (D)												91%
31 Xavier Becerra (D)												100%
32 Hilda Solis (D)							NV*					91%
33 Diane Watson (D)												100%
34 Lucille Roybal-Allard (D)												100%
35 Maxine Waters (D)												100%
36 Jane Harman (D)												82%
37 Laura Richardson (D)	*	*	*		*	*	*	*	*	*	*	100%
38 Grace Napolitano (D)											NV*	91%
39 Linda Sanchez (D)												100%

NV\* Absence Was Counted as a “No” Vote

\* Ineligible to Vote

	1	2	3	4	5	6	7	8	9	10	11	TOTAL
	THE WAR IN IRAQ						IRAN	WEAPONS		MIL. AID		
<b>CALIFORNIA (continued...)</b>												
40 Ed Royce (R)	☢	☢	☢	☢	☢	🌍	☢	☢	☢	☢	☢	9%
41 Jerry Lewis (R)	☢	☢	☢	☢	☢	🌍	☢	☢	☢	☢	☢	9%
42 Gary Miller (R)	☢	☢	☢	NV	☢	🌍	☢	☢	☢	☢	☢	10%
43 Joe Baca (D)	🌍	☢	🌍	🌍	🌍	🌍	🌍	☢	☢	☢	🌍	64%
44 Ken Calvert (R)	☢	☢	☢	☢	☢	🌍	☢	☢	☢	☢	☢	9%
45 Mary Bono Mack (R)	☢	☢	☢	☢	☢	🌍	☢	☢	☢	☢	☢	9%
46 Dana Rohrabacher (R)	☢	☢	☢	☢	☢	🌍	☢	☢	☢	☢	☢	9%
47 Loretta Sanchez (D)	🌍	🌍	🌍	🌍	🌍	🌍	🌍	☢	☢	☢	NV*	64%
48 John Campbell (R)	☢	NV	☢	☢	☢	☢	☢	☢	☢	☢	☢	0%
49 Darrell Issa (R)	☢	☢	☢	☢	☢	🌍	☢	☢	☢	☢	☢	9%
50 Brian Bilbray (R)	☢	☢	☢	☢	☢	🌍	☢	☢	☢	☢	☢	9%
51 Bob Filner (D)	🌍	🌍	🌍	🌍	🌍	🌍	🌍	🌍	🌍	🌍	🌍	100%
52 Duncan Hunter (R)	☢	☢	☢	☢	☢	🌍	☢	☢	☢	☢	NV*	9%
53 Susan Davis (D)	🌍	☢	🌍	☢	🌍	🌍	🌍	☢	☢	☢	🌍	55%
<b>COLORADO</b>												
1 Diana DeGette (D)	🌍	NV	🌍	🌍	🌍	🌍	🌍	🌍	🌍	🌍	🌍	100%
2 Mark Udall (D)	☢	☢	🌍	☢	🌍	🌍	🌍	☢	☢	☢	🌍	45%
3 John Salazar (D)	☢	☢	🌍	☢	🌍	🌍	☢	☢	☢	☢	🌍	36%
4 Marilyn Musgrave (R)	☢	☢	☢	☢	☢	🌍	☢	☢	☢	☢	☢	9%
5 Doug Lamborn (R)	☢	☢	☢	☢	☢	🌍	☢	☢	☢	☢	☢	9%
6 Tom Tancredo (R)	☢	☢	NV	☢	☢	🌍	☢	☢	☢	☢	☢	10%
7 Ed Perlmutter (D)	🌍	🌍	🌍	🌍	🌍	🌍	🌍	☢	☢	☢	☢	64%
<b>CONNECTICUT</b>												
1 John Larson (D)	🌍	🌍	🌍	🌍	🌍	🌍	🌍	🌍	☢	🌍	🌍	91%
2 Joseph Courtney (D)	🌍	🌍	🌍	🌍	🌍	🌍	🌍	🌍	☢	🌍	🌍	91%
3 Rosa DeLauro (D)	🌍	🌍	🌍	🌍	🌍	🌍	🌍	☢	🌍	🌍	🌍	91%
4 Christopher Shays (R)	☢	☢	☢	☢	NV	🌍	NV*	NV	NV	NV	🌍	29%
5 Christopher Murphy (D)	🌍	🌍	🌍	🌍	🌍	🌍	🌍	🌍	☢	☢	🌍	82%
<b>DELAWARE</b>												
Michael N. Castle (R)	☢	☢	☢	☢	🌍	🌍	☢	☢	🌍	🌍	☢	36%

# HOUSE SCORECARD



Vote With Peace Action and Peace Action West



Vote Against Peace Action and Peace Action West

NV Absent, Abstaining, or Not Voting

	1	2	3	4	5	6	7	8	9	10	11	TOTAL
	THE WAR IN IRAQ						IRAN	WEAPONS		MIL. AID		
<b>FLORIDA</b>												
1 Jeff Miller (R)					NV		NV*	NV	NV	NV		0%
2 Allen Boyd (D)												27%
3 Corrine Brown (D)	NV											70%
4 Ander Crenshaw (R)												9%
5 Ginny Brown-Waite (R)												9%
6 Cliff Stearns (R)												9%
7 John Mica (R)												9%
8 Ric Keller (R)					NV							10%
9 Gus Bilirakis (R)												9%
10 C.W. Bill Young (R)												9%
11 Kathy Castor (D)												64%
12 Adam Putnam (R)												9%
13 Vern Buchanan (R)												9%
14 Connie Mack (R)												9%
15 Dave Weldon (R)												9%
16 Timothy Mahoney (D)												18%
17 Kendrick Meek (D)									NV			60%
18 Ileana Ros-Lehtinen (R)												9%
19 Robert Wexler (D)				NV						NV		89%
20 Debbie Wasserman Schultz (D)												82%
21 Lincoln Diaz-Balart (R)												9%
22 Ron Klein (D)												55%
23 Alcee Hastings (D)				NV								90%
24 Tom Feeney (R)												9%
25 Mario Diaz-Balart (R)												9%
<b>GEORGIA</b>												
1 Jack Kingston (R)												9%
2 Sanford Bishop (D)												27%
3 Lynn Westmoreland (R)												9%
4 Hank Johnson (D)											NV*	91%
5 John Lewis (D)		NV										100%

NV\* Absence Was Counted as a "No" Vote

\* Ineligible to Vote

	1	2	3	4	5	6	7	8	9	10	11	TOTAL
	THE WAR IN IRAQ					IRAN		WEAPONS		MIL. AID		
<b>GEORGIA (continued...)</b>												
6 Tom Price (R)	☢	☢	☢	☢	☢	🌍	☢	☢	☢	☢	☢	9%
7 John Linder (R)	☢	☢	☢	☢	☢	☢	☢	☢	☢	☢	☢	0%
8 Jim Marshall (D)	☢	☢	☢	☢	☢	NV	☢	☢	☢	☢	☢	0%
9 Nathan Deal (R)	☢	☢	☢	☢	☢	🌍	☢	☢	☢	☢	☢	9%
10 Paul Broun (R)	*	*	*	☢	*	*	*	*	*	*	*	0%
11 Phil Gingrey (R)	☢	☢	☢	☢	☢	☢	☢	☢	☢	☢	☢	0%
12 John Barrow (D)	☢	☢	☢	☢	☢	🌍	☢	☢	☢	☢	☢	9%
13 David Scott (D)	☢	☢	🌍	☢	🌍	🌍	☢	☢	☢	☢	NV*	27%
<b>HAWAII</b>												
1 Neil Abercrombie (D)	🌍	🌍	🌍	🌍	🌍	🌍	🌍	🌍	☢	☢	☢	73%
2 Mazie Hirono (D)	🌍	🌍	🌍	🌍	🌍	🌍	🌍	🌍	🌍	☢	🌍	91%
<b>IDAHO</b>												
1 William Sali (R)	☢	☢	☢	☢	☢	☢	☢	☢	☢	☢	☢	0%
2 Michael K. Simpson (R)	☢	☢	☢	☢	☢	🌍	☢	☢	☢	☢	☢	9%
<b>ILLINOIS</b>												
1 Bobby Rush (D)	🌍	🌍	🌍	☢	🌍	🌍	🌍	🌍	🌍	🌍	🌍	91%
2 Jesse Jackson, Jr. (D)	🌍	🌍	🌍	🌍	🌍	🌍	🌍	🌍	🌍	🌍	🌍	100%
3 Dan Lipinski (D)	☢	☢	🌍	🌍	🌍	🌍	🌍	☢	☢	☢	🌍	55%
4 Luis Gutierrez (D)	🌍	🌍	🌍	🌍	NV	🌍	🌍	🌍	🌍	🌍	🌍	100%
5 Rahm Emanuel (D)	🌍	☢	🌍	☢	🌍	🌍	🌍	☢	☢	☢	🌍	55%
6 Peter Roskam (R)	☢	☢	☢	☢	☢	🌍	☢	☢	☢	☢	☢	9%
7 Danny K. Davis (D)	🌍	🌍	🌍	🌍	🌍	🌍	🌍	🌍	🌍	🌍	🌍	100%
8 Melissa Bean (D)	☢	☢	🌍	☢	🌍	🌍	☢	☢	☢	☢	🌍	36%
9 Janice D. Schakowsky (D)	🌍	🌍	🌍	🌍	NV	🌍	🌍	🌍	🌍	🌍	🌍	100%
10 Mark Steven Kirk (R)	☢	☢	☢	☢	☢	🌍	☢	☢	☢	☢	☢	9%
11 Jerry Weller (R)	☢	NV	☢	NV	☢	🌍	☢	☢	☢	☢	☢	11%
12 Jerry Costello (D)	🌍	🌍	🌍	🌍	🌍	🌍	🌍	🌍	🌍	🌍	NV*	91%
13 Judy Biggert (R)	☢	☢	☢	☢	🌍	🌍	☢	☢	☢	☢	🌍	27%
14 Dennis Hastert (R)	☢	☢	☢	*	☢	☢	☢	☢	☢	☢	NV*	0%
15 Timothy V. Johnson (R)	☢	☢	☢	☢	☢	🌍	☢	☢	☢	☢	☢	9%

# HOUSE SCORECARD



Vote With Peace Action and Peace Action West



Vote Against Peace Action and Peace Action West

NV

Absent, Abstaining, or Not Voting

	1	2	3	4	5	6	7	8	9	10	11	TOTAL
	THE WAR IN IRAQ					IRAN		WEAPONS		MIL. AID		
<b>ILLINOIS (continued...)</b>												
16 Donald Manzullo (R)												9%
17 Phil Hare (D)												82%
18 Ray LaHood (R)						NV						10%
19 John Shimkus (R)												9%
<b>INDIANA</b>												
1 Peter Visclosky (D)												73%
2 Joe Donnelly (D)												27%
3 Mark Souder (R)	NV											10%
4 Steve Buyer (R)												9%
5 Dan Burton (R)												9%
6 Mike Pence (R)												9%
7 Julia Carson (D)				*		NV						100%
8 Brad Ellsworth (D)												36%
9 Baron Hill (D)												45%
<b>IOWA</b>												
1 Bruce Braley (D)												91%
2 Dave Loebsack (D)												100%
3 Leonard Boswell (D)												82%
4 Tom Latham (R)												9%
5 Steve King (R)												0%
<b>KANSAS</b>												
1 Jerry Moran (R)												18%
2 Nancy Boyda (D)												45%
3 Dennis Moore (D)												45%
4 Todd Tiahrt (R)												9%
<b>KENTUCKY</b>												
1 Ed Whitfield (R)												9%
2 Ron Lewis (R)												9%
3 John Yarmuth (D)												100%
4 Geoff Davis (R)												9%

NV\* Absence Was Counted as a “No” Vote

\* Ineligible to Vote

	1	2	3	4	5	6	7	8	9	10	11	TOTAL
	THE WAR IN IRAQ					IRAN		WEAPONS		MIL. AID		
<b>KENTUCKY (continued...)</b>												
5 Harold Rogers (R)	☢	☢	☢	☢	☢	🌐	☢	☢	☢	☢	☢	9%
6 Ben Chandler (D)	☢	☢	🌐	☢	☢	🌐	🌐	🌐	🌐	☢	🌐	55%
<b>LOUISIANA</b>												
1 Bobby Jindal (R)	☢	☢	NV	NV	☢	🌐	☢	☢	☢	☢	☢	11%
2 William J. Jefferson (D)	🌐	🌐	🌐	NV	🌐	🌐	🌐	☢	🌐	🌐	☢	80%
3 Charlie Melancon (D)	☢	☢	🌐	☢	☢	🌐	☢	☢	☢	☢	NV*	18%
4 Jim McCrery (R)	☢	☢	☢	☢	☢	🌐	☢	☢	☢	☢	☢	9%
5 Rodney Alexander (R)	☢	☢	☢	☢	☢	🌐	☢	☢	☢	☢	☢	9%
6 Richard H. Baker (R)	☢	☢	☢	☢	☢	☢	☢	☢	☢	☢	☢	0%
7 Charles Boustany (R)	☢	☢	☢	☢	☢	🌐	☢	☢	☢	☢	☢	9%
<b>MAINE</b>												
1 Tom Allen (D)	🌐	🌐	🌐	🌐	🌐	🌐	🌐	🌐	☢	🌐	🌐	91%
2 Mike Michaud (D)	🌐	🌐	🌐	🌐	🌐	🌐	🌐	🌐	☢	🌐	🌐	91%
<b>MARYLAND</b>												
1 Wayne Gilchrest (R)	☢	☢	🌐	NV	☢	🌐	🌐	🌐	🌐	☢	🌐	60%
2 Dutch Ruppersberger (D)	☢	☢	🌐	☢	☢	🌐	🌐	☢	☢	☢	☢	27%
3 John Sarbanes (D)	🌐	🌐	🌐	🌐	🌐	🌐	🌐	☢	🌐	🌐	🌐	91%
4 Albert Wynn (D)	🌐	🌐	🌐	🌐	🌐	🌐	NV*	NV	NV	🌐	🌐	89%
5 Steny Hoyer (D)	☢	☢	🌐	☢	🌐	🌐	🌐	☢	☢	☢	🌐	45%
6 Roscoe Bartlett (R)	☢	☢	☢	☢	☢	🌐	🌐	☢	☢	☢	☢	18%
7 Elijah Cummings (D)	🌐	🌐	🌐	🌐	🌐	🌐	🌐	🌐	☢	🌐	🌐	91%
8 Chris Van Hollen (D)	🌐	🌐	🌐	🌐	🌐	🌐	🌐	☢	🌐	☢	🌐	82%
<b>MASSACHUSETTS</b>												
1 John Olver (D)	🌐	🌐	🌐	🌐	🌐	🌐	🌐	🌐	🌐	🌐	🌐	100%
2 Richard Neal (D)	🌐	🌐	🌐	🌐	🌐	🌐	🌐	🌐	🌐	🌐	🌐	100%
3 Jim McGovern (D)	🌐	🌐	🌐	🌐	🌐	🌐	🌐	🌐	🌐	🌐	🌐	100%
4 Barney Frank (D)	🌐	🌐	🌐	🌐	🌐	🌐	🌐	🌐	🌐	🌐	🌐	100%
5 Niki Tsongas (D)	*	*	*	🌐	*	*	*	*	*	*	*	100%
6 John Tierney (D)	🌐	🌐	🌐	🌐	🌐	🌐	🌐	🌐	🌐	🌐	🌐	100%

# HOUSE SCORECARD



Vote With Peace Action and Peace Action West



Vote Against Peace Action and Peace Action West

NV

Absent, Abstaining, or Not Voting

	1	2	3	4	5	6	7	8	9	10	11	TOTAL
	THE WAR IN IRAQ						IRAN	WEAPONS	MIL. AID			
<b>MASSACHUSETTS</b> <i>(continued...)</i>												
7 Ed Markey (D)				NV								100%
8 Mike Capuano (D)												100%
9 Stephen Lynch (D)												91%
10 Bill Delahunt (D)												100%
<b>MICHIGAN</b>												
1 Bart Stupak (D)												91%
2 Peter Hoekstra (R)												9%
3 Vern Ehlers (R)												36%
4 David Lee Camp (R)												18%
5 Dale Kildee (D)												73%
6 Fred Upton (R)												27%
7 Tim Walberg (R)												9%
8 Mike Rogers (R)					NV							10%
9 Joe Knollenberg (R)												9%
10 Candice Miller (R)												9%
11 Thaddeus McCotter (R)												9%
12 Sander Levin (D)												64%
13 Carolyn Cheeks Kilpatrick (D)									NV			100%
14 John Conyers (D)			NV									100%
15 John Dingell (D)												64%
<b>MINNESOTA</b>												
1 Tim Walz (D)												55%
2 John Kline (R)												9%
3 Jim Ramstad (R)												27%
4 Betty McCollum (D)												100%
5 Keith Ellison (D)												100%
6 Michele Bachman (R)												9%
7 Collin Peterson (D)												55%
8 James Oberstar (D)		NV										100%

NV\* Absence Was Counted as a “No” Vote

\* Ineligible to Vote

	1	2	3	4	5	6	7	8	9	10	11	TOTAL
	THE WAR IN IRAQ					IRAN		WEAPONS		MIL. AID		
<b>MISSISSIPPI</b>												
1 Roger Wicker (R)	☢	☢	☢	☢	☢	🌍	☢	☢	☢	☢	☢	9%
2 Bennie Thompson (D)	🌍	☢	🌍	🌍	🌍	🌍	🌍	🌍	🌍	🌍	🌍	91%
3 Charles Pickering (R)	☢	☢	☢	☢	☢	🌍	NV*	☢	☢	☢	☢	9%
4 Gene Taylor (D)	☢	☢	☢	☢	🌍	🌍	🌍	☢	☢	☢	☢	27%
<b>MISSOURI</b>												
1 William Lacy Clay, Jr. (D)	🌍	🌍	🌍	🌍	🌍	🌍	🌍	🌍	🌍	🌍	🌍	100%
2 Todd Akin (R)	☢	☢	☢	☢	☢	🌍	☢	☢	☢	☢	☢	9%
3 Russ Carnahan (D)	🌍	🌍	🌍	🌍	🌍	🌍	🌍	🌍	☢	🌍	🌍	91%
4 Ike Skelton (D)	☢	☢	🌍	☢	🌍	🌍	🌍	☢	☢	☢	☢	36%
5 Emanuel Cleaver (D)	🌍	🌍	🌍	🌍	🌍	🌍	🌍	🌍	☢	🌍	🌍	91%
6 Sam Graves (R)	☢	☢	☢	☢	☢	🌍	☢	☢	☢	☢	☢	9%
7 Roy Blunt (R)	☢	☢	☢	☢	☢	🌍	☢	☢	☢	☢	☢	9%
8 Jo Ann Emerson (R)	☢	NV	🌍	☢	☢	🌍	☢	☢	☢	☢	☢	20%
9 Kenny Hulshof (R)	☢	☢	☢	🌍	☢	🌍	☢	☢	☢	☢	🌍	27%
<b>MONTANA</b>												
Denny Rehberg (R)	☢	☢	☢	☢	☢	🌍	☢	☢	☢	☢	☢	9%
<b>NEBRASKA</b>												
1 Jeff Fortenberry (R)	☢	☢	☢	☢	☢	🌍	☢	☢	☢	☢	☢	9%
2 Lee Terry (R)	☢	☢	☢	☢	☢	🌍	☢	☢	☢	☢	☢	9%
3 Adrian Smith (R)	☢	☢	☢	☢	☢	🌍	☢	☢	☢	☢	☢	9%
<b>NEVADA</b>												
1 Shelley Berkley (D)	☢	☢	NV	☢	🌍	🌍	☢	☢	☢	☢	🌍	30%
2 Dean Heller (R)	☢	☢	☢	☢	☢	🌍	☢	☢	☢	☢	☢	9%
3 Jon Porter (R)	☢	☢	☢	☢	☢	🌍	☢	☢	☢	☢	☢	9%
<b>NEW HAMPSHIRE</b>												
1 Carol Shea-Porter (D)	🌍	🌍	🌍	🌍	🌍	🌍	🌍	☢	🌍	☢	🌍	82%
2 Paul Hodes (D)	🌍	🌍	🌍	🌍	🌍	🌍	🌍	☢	🌍	🌍	🌍	91%
<b>NEW JERSEY</b>												
1 Rob Andrews (D)	🌍	☢	🌍	🌍	🌍	🌍	🌍	☢	☢	☢	🌍	64%
2 Frank LoBiondo (R)	☢	☢	☢	☢	☢	🌍	☢	☢	☢	☢	🌍	18%

# HOUSE SCORECARD



Vote With Peace Action and Peace Action West



Vote Against Peace Action and Peace Action West

NV Absent, Abstaining, or Not Voting

	1	2	3	4	5	6	7	8	9	10	11	TOTAL
	THE WAR IN IRAQ					IRAN		WEAPONS		MIL. AID		
<b>NEW JERSEY (continued...)</b>												
3 Jim Saxton (R)	⚠	⚠	⚠	⚠	⚠	🌐	⚠	⚠	⚠	⚠	⚠	9%
4 Chris Smith (R)	⚠	⚠	⚠	⚠	⚠	🌐	⚠	⚠	⚠	⚠	🌐	18%
5 Scott Garrett (R)	⚠	⚠	⚠	⚠	⚠	🌐	⚠	🌐	⚠	⚠	⚠	18%
6 Frank Pallone (D)	🌐	🌐	🌐	🌐	🌐	🌐	🌐	🌐	🌐	🌐	🌐	100%
7 Mike Ferguson (R)	⚠	⚠	⚠	⚠	⚠	🌐	⚠	⚠	⚠	⚠	⚠	9%
8 Bill Pascrell, Jr. (D)	🌐	🌐	🌐	🌐	🌐	🌐	🌐	🌐	⚠	🌐	🌐	91%
9 Steve Rothman (D)	🌐	🌐	🌐	🌐	🌐	🌐	⚠	🌐	🌐	⚠	🌐	82%
10 Donald Payne (D)	🌐	🌐	🌐	🌐	🌐	🌐	🌐	🌐	🌐	🌐	🌐	100%
11 Rodney Frelinghuysen (R)	⚠	⚠	⚠	⚠	⚠	🌐	⚠	⚠	⚠	⚠	⚠	9%
12 Rush Holt, Jr. (D)	🌐	🌐	🌐	🌐	🌐	🌐	🌐	🌐	🌐	🌐	🌐	100%
13 Albio Sires (D)	🌐	🌐	🌐	🌐	🌐	🌐	🌐	🌐	⚠	⚠	🌐	82%
<b>NEW MEXICO</b>												
1 Heather Wilson (R)	⚠	⚠	⚠	⚠	⚠	🌐	⚠	⚠	⚠	⚠	⚠	9%
2 Steve Pearce (R)	⚠	⚠	⚠	⚠	⚠	⚠	⚠	⚠	⚠	⚠	⚠	0%
3 Tom Udall (D)	🌐	🌐	🌐	🌐	🌐	🌐	🌐	🌐	🌐	🌐	🌐	100%
<b>NEW YORK</b>												
1 Tim Bishop (D)	🌐	🌐	🌐	🌐	🌐	🌐	🌐	🌐	🌐	🌐	🌐	100%
2 Steve Israel (D)	🌐	🌐	🌐	🌐	🌐	🌐	NV*	⚠	⚠	🌐	🌐	73%
3 Peter King (R)	⚠	⚠	⚠	⚠	⚠	🌐	⚠	⚠	⚠	⚠	⚠	9%
4 Carolyn McCarthy (D)	🌐	🌐	🌐	🌐	🌐	🌐	🌐	⚠	⚠	NV	🌐	80%
5 Gary Ackerman (D)	🌐	🌐	🌐	🌐	🌐	🌐	⚠	⚠	🌐	🌐	🌐	82%
6 Gregory Meeks (D)	🌐	🌐	🌐	🌐	🌐	🌐	🌐	🌐	🌐	⚠	🌐	91%
7 Joseph Crowley (D)	🌐	🌐	🌐	🌐	🌐	🌐	🌐	⚠	🌐	⚠	🌐	82%
8 Jerrold Nadler (D)	🌐	🌐	🌐	🌐	🌐	🌐	NV*	NV	NV	🌐	🌐	89%
9 Anthony Weiner (D)	🌐	🌐	🌐	🌐	🌐	🌐	🌐	⚠	🌐	🌐	NV*	82%
10 Edolphus Towns (D)	🌐	🌐	🌐	🌐	🌐	🌐	🌐	⚠	🌐	⚠	🌐	82%
11 Yvette Clarke (D)	🌐	🌐	🌐	🌐	🌐	NV	🌐	🌐	🌐	🌐	🌐	100%
12 Nydia Velázquez (D)	🌐	🌐	🌐	🌐	🌐	🌐	🌐	🌐	🌐	🌐	🌐	100%
13 Vito Fossella (R)	⚠	⚠	⚠	⚠	⚠	🌐	⚠	⚠	⚠	⚠	⚠	9%
14 Carolyn Maloney (D)	🌐	🌐	🌐	🌐	🌐	🌐	🌐	🌐	🌐	🌐	🌐	100%
15 Charles Rangel (D)	🌐	🌐	🌐	🌐	NV	🌐	🌐	🌐	🌐	⚠	NV*	80%

NV\* Absence Was Counted as a “No” Vote

\* Ineligible to Vote

	1	2	3	4	5	6	7	8	9	10	11	TOTAL
	THE WAR IN IRAQ					IRAN		WEAPONS		MIL. AID		
<b>NEW YORK</b> (continued...)												
16 José Serrano (D)												100%
17 Eliot Engel (D)	NV	NV			NV		NV*	NV	NV	NV		80%
18 Nita Lowey (D)					NV							90%
19 John Hall (D)												91%
20 Kirsten Gillibrand (D)												64%
21 Michael McNulty (D)				NV								100%
22 Maurice Hinchey (D)												100%
23 John McHugh (R)												9%
24 Michael Arcuri (D)												82%
25 Jim Walsh (R)												18%
26 Tom Reynolds (R)												9%
27 Brian Higgins (D)												73%
28 Louise McIntosh Slaughter (D)												100%
29 Randy Kuhl (R)												9%
<b>NORTH CAROLINA</b>												
1 G. K. Butterfield (D)												82%
2 Bob Etheridge (D)												45%
3 Walter Jones (R)												55%
4 David Price (D)												100%
5 Virginia Foxx (R)												9%
6 Howard Coble (R)												18%
7 Mike McIntyre (D)												36%
8 Robin Hayes (R)												9%
9 Sue Myrick (R)												9%
10. Patrick McHenry (R)												9%
11 Heath Shuler (D)												45%
12 Melvin Watt (D)												100%
13 Brad Miller (D)												64%
<b>NORTH DAKOTA</b>												
Earl Pomeroy (D)												45%

# HOUSE SCORECARD



Vote With Peace Action and Peace Action West



Vote Against Peace Action and Peace Action West

**NV** Absent, Abstaining, or Not Voting

	1	2	3	4	5	6	7	8	9	10	11	TOTAL
	THE WAR IN IRAQ					IRAN		WEAPONS		MIL. AID		
<b>OHIO</b>												
1 Steve Chabot (R)	🚫	🚫	🚫	🚫	🚫	🌐	🚫	🚫	🚫	🚫	🌐	18%
2 Jean Schmidt (R)	🚫	🚫	🚫	🚫	🚫	🌐	🚫	🚫	🚫	🚫	🚫	9%
3 Michael Turner (R)	🚫	🚫	🚫	🚫	🚫	🚫	🚫	🚫	🚫	🚫	🚫	0%
4 Jim Jordan (R)	🚫	🚫	🚫	🚫	🚫	🚫	🚫	🚫	🚫	🚫	🚫	0%
5 Robert Latta (R)	*	*	*	🚫	*	*	*	*	*	*	*	0%
6 Charlie Wilson (D)	🚫	🚫	🌐	🚫	🌐	🌐	🌐	🚫	🚫	🌐	🌐	55%
7 David Hobson (R)	🚫	🚫	🚫	🚫	🚫	🌐	🚫	🚫	🚫	🚫	🚫	9%
8 John Boehner (R)	🚫	🚫	🚫	🚫	🚫	🌐	🚫	🚫	🚫	🚫	🚫	9%
9 Marcy Kaptur (D)	🌐	🌐	🌐	🌐	🌐	🌐	🌐	🌐	🌐	🌐	🌐	100%
10 Dennis Kucinich (D)	🌐	🌐	🚫	NV	🌐	🌐	🌐	🌐	🌐	🌐	🌐	90%
11 Stephanie Tubb Jones (D)	🌐	NV	🌐	🌐	NV	🌐	NV*	NV	NV	NV	🌐	83%
12 Patrick Tiberi (R)	🚫	🚫	🚫	🚫	🚫	🌐	🚫	🚫	🚫	🚫	🚫	9%
13 Betty Sutton (D)	🌐	🌐	🌐	🌐	🌐	🌐	🌐	🌐	🚫	🌐	🌐	91%
14 Steve LaTourette (R)	🚫	🚫	🚫	🚫	🚫	🌐	🚫	🚫	🚫	🚫	🌐	18%
15 Deborah Pryce (R)	🚫	🚫	🚫	🚫	🚫	🌐	🚫	🚫	🚫	🚫	🚫	9%
16 Ralph Regula (R)	🚫	🚫	🚫	🚫	🚫	🌐	🚫	🚫	🚫	🚫	🚫	9%
17 Timothy Ryan (D)	🌐	🌐	🌐	🌐	🌐	🌐	🌐	🌐	🌐	🚫	🌐	91%
18 Zack Space (D)	🚫	🚫	🌐	🚫	🌐	🌐	🚫	🚫	🚫	🚫	🚫	27%
<b>OKLAHOMA</b>												
1 John Sullivan (R)	🚫	🚫	🚫	🚫	🚫	🌐	🚫	🚫	🚫	🚫	NV*	9%
2 Dan Boren (D)	🚫	🚫	🚫	🚫	🚫	🌐	🚫	🚫	🚫	🚫	🚫	9%
3 Frank Lucas (R)	🚫	🚫	🚫	🚫	🚫	🌐	🚫	🚫	🚫	🚫	🚫	9%
4 Tom Cole (R)	🚫	🚫	🚫	🚫	🚫	🌐	🚫	🚫	🚫	🚫	🚫	9%
5 Mary Fallin (R)	🚫	🚫	🚫	🚫	🚫	🌐	🚫	🚫	🚫	🚫	🚫	9%
<b>OREGON</b>												
1 David Wu (D)	🌐	🌐	🌐	🌐	🌐	🌐	🌐	🌐	🚫	🌐	🌐	91%
2 Greg Walden (R)	🚫	🚫	🚫	🚫	🚫	🌐	🚫	🚫	🚫	🚫	🚫	9%
3 Earl Blumenauer (D)	🌐	🌐	🌐	🌐	🌐	🌐	🌐	🌐	🌐	🌐	🌐	100%
4 Peter DeFazio (D)	🌐	🌐	🌐	🌐	🌐	🌐	🌐	🌐	🌐	🌐	🌐	100%
5 Darlene Hooley (D)	🌐	🌐	🌐	NV	🌐	🌐	🌐	🌐	🌐	🌐	🌐	100%

NV\* Absence Was Counted as a “No” Vote

\* Ineligible to Vote

	1	2	3	4	5	6	7	8	9	10	11	TOTAL
	THE WAR IN IRAQ					IRAN		WEAPONS	MIL. AID			
<b>PENNSYLVANIA</b>												
1 Bob Brady (D)	NV											80%
2 Chaka Fattah (D)	NV											90%
3 Phil English (R)												27%
4 Jason Altmire (D)												27%
5 John Peterson (R)												9%
6 Jim Gerlach (R)												9%
7 Joe Sestak (D)												45%
8 Patrick Murphy (D)												64%
9 Bill Shuster (R)									NV			10%
10 Christopher Carney (D)												18%
11 Paul Kanjorski (D)												55%
12 John Murtha (D)												45%
13 Allyson Schwartz (D)												55%
14 Michael Doyle (D)												91%
15 Charles Dent (R)												9%
16 Joseph Pitts (R)												9%
17 Tim Holden (D)												27%
18 Tim Murphy (R)												18%
19 Todd Platts (R)												18%
<b>RHODE ISLAND</b>												
1 Patrick J. Kennedy (D)												82%
2 James Langevin (D)												82%
<b>SOUTH CAROLINA</b>												
1 Henry Brown, Jr. (R)												9%
2 Joe Wilson (R)												9%
3 Gresham Barrett (R)												0%
4 Bob Inglis (R)												0%
5 John Spratt (D)												36%
6 Jim Clyburn (D)												73%

# HOUSE SCORECARD



Vote With Peace Action and Peace Action West



Vote Against Peace Action and Peace Action West

NV

Absent, Abstaining, or Not Voting

	1	2	3	4	5	6	7	8	9	10	11	TOTAL
	THE WAR IN IRAQ					IRAN		WEAPONS		MIL. AID		
<b>SOUTH DAKOTA</b>												
Stephanie Herseth Sandlin (D)												27%
<b>TENNESSEE</b>												
1 David Davis (R)												9%
2 John Duncan (R)												91%
3 Zach Wamp (R)						NV						0%
4 Lincoln Davis (D)												36%
5 Jim Cooper (D)												36%
6 Bart Gordon (D)												36%
7 Marsha Blackburn (R)												0%
8 John Tanner (D)												27%
9 Stephen Cohen (D)												91%
<b>TEXAS</b>												
1 Louie Gohmert (R)												9%
2 Ted Poe (R)												9%
3 Sam Johnson (R)												9%
4 Ralph Hall (R)												9%
5 Jeb Hensarling (R)												9%
6 Joe Barton (R)												0%
7 John Culberson (R)							NV*	NV				10%
8 Kevin Brady (R)												0%
9 Al Green (D)												100%
10 Michael McCaul (R)							NV*					9%
11 Mike Conaway (R)												9%
12 Kay Granger (R)												9%
13 Mac Thornberry (R)												0%
14 Ron Paul (R)			NV	NV								100%
15 Rubén Hinojosa (D)							NV*					45%
16 Silvestre Reyes (D)												45%
17 Chet Edwards (D)												36%
18 Sheila Jackson-Lee (D)												100%

NV\* Absence Was Counted as a “No” Vote

\* Ineligible to Vote

	1	2	3	4	5	6	7	8	9	10	11	TOTAL
	THE WAR IN IRAQ						IRAN	WEAPONS		MIL. AID		
<b>TEXAS (continued...)</b>												
19 Randy Neugebauer (R)												9%
20 Charlie Gonzalez (D)												64%
21 Lamar Smith (R)												9%
22 Nicholas Lampson (D)												27%
23 Ciro Rodriguez (D)												36%
24 Kenny Marchant (R)												9%
25 Lloyd Doggett (D)												100%
26 Michael Burgess (R)												0%
27 Solomon Ortiz (D)				NV							NV*	40%
28 Henry Cuellar (D)												18%
29 Gene Green (D)					NV							50%
30 Eddie Bernice Johnson (D)				NV								70%
31 John Carter (R)												9%
32 Pete Sessions (R)												9%
<b>UTAH</b>												
1 Rob Bishop (R)							NV*	NV	NV			11%
2 Jim Matheson (D)												27%
3 Chris Cannon (R)												0%
<b>VERMONT</b>												
Peter Welch (D)												100%
<b>VIRGINIA</b>												
1 Robert Wittman (R)	*	*	*		*	*	*	*	*	*	*	0%
2 Thelma Drake (R)												9%
3 Bobby Scott (D)												91%
4 Randy Forbes (R)												9%
5 Virgil Goode (R)												9%
6 Bob Goodlatte (R)												9%
7 Eric Cantor (R)	NV				NV							11%
8 Jim Moran (D)												91%
9 Rick Boucher (D)												45%

# HOUSE SCORECARD



Vote With Peace Action and Peace Action West



Vote Against Peace Action and Peace Action West

NV Absent, Abstaining, or Not Voting

	1	2	3	4	5	6	7	8	9	10	11	TOTAL
	THE WAR IN IRAQ						IRAN	WEAPONS		MIL. AID		
<b>VIRGINIA (continued...)</b>												
10 Frank Wolf (R)												9%
11 Thomas Davis (R)												9%
<b>WASHINGTON</b>												
1 Jay Inslee (D)												100%
2 Rick Larsen (D)												55%
3 Brian Baird (D)					NV		NV*	NV	NV	NV		57%
4 Doc Hastings (R)												9%
5 Cathy McMorris Rodgers (R)	NV	NV			NV		NV*	NV	NV	NV		20%
6 Norm Dicks (D)												55%
7 Jim McDermott (D)												100%
8 Dave Reichert (R)												9%
9 Adam Smith (D)												73%
<b>WEST VIRGINIA</b>												
1 Alan Mollohan (D)												55%
2 Shelley Moore Capito (R)												9%
3 Nick Rahall (D)												82%
<b>WISCONSIN</b>												
1 Paul Ryan (R)												9%
2 Tammy Baldwin (D)												100%
3 Ron Kind (D)												73%
4 Gwen Moore (D)												100%
5 Jim Sensenbrenner (R)												9%
6 Tom Petri (R)												27%
7 Dave Obey (D)												100%
8 Steve Kagen (D)												73%
<b>WYOMING</b>												
Barbara Cubin (R)			NV	NV	NV	NV	NV*	NV	NV	NV	NV*	0%